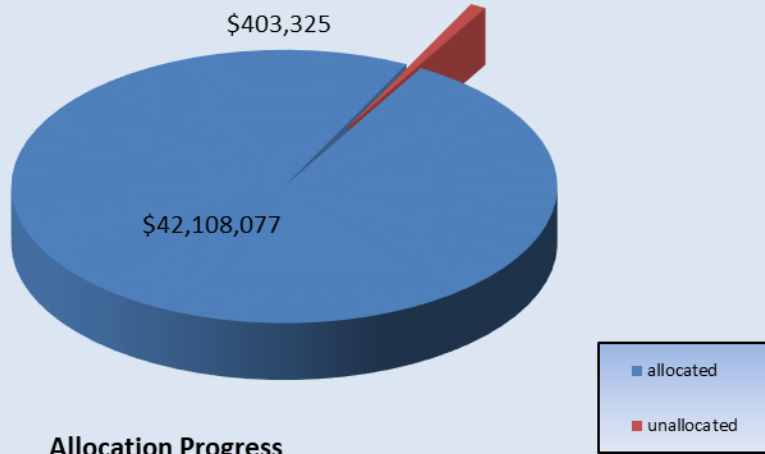


**\$42,511,401**

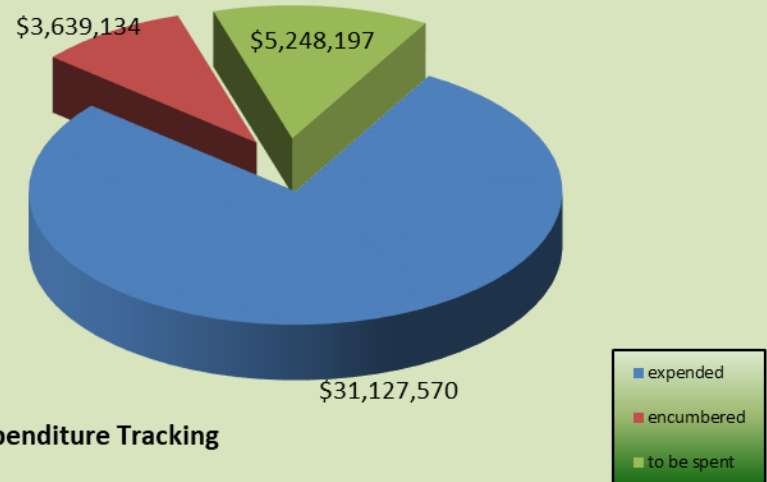


Allocation Progress

# DFM Dashboard

## FY 16 Funds as of 02/22/18

**\$42,511,401**

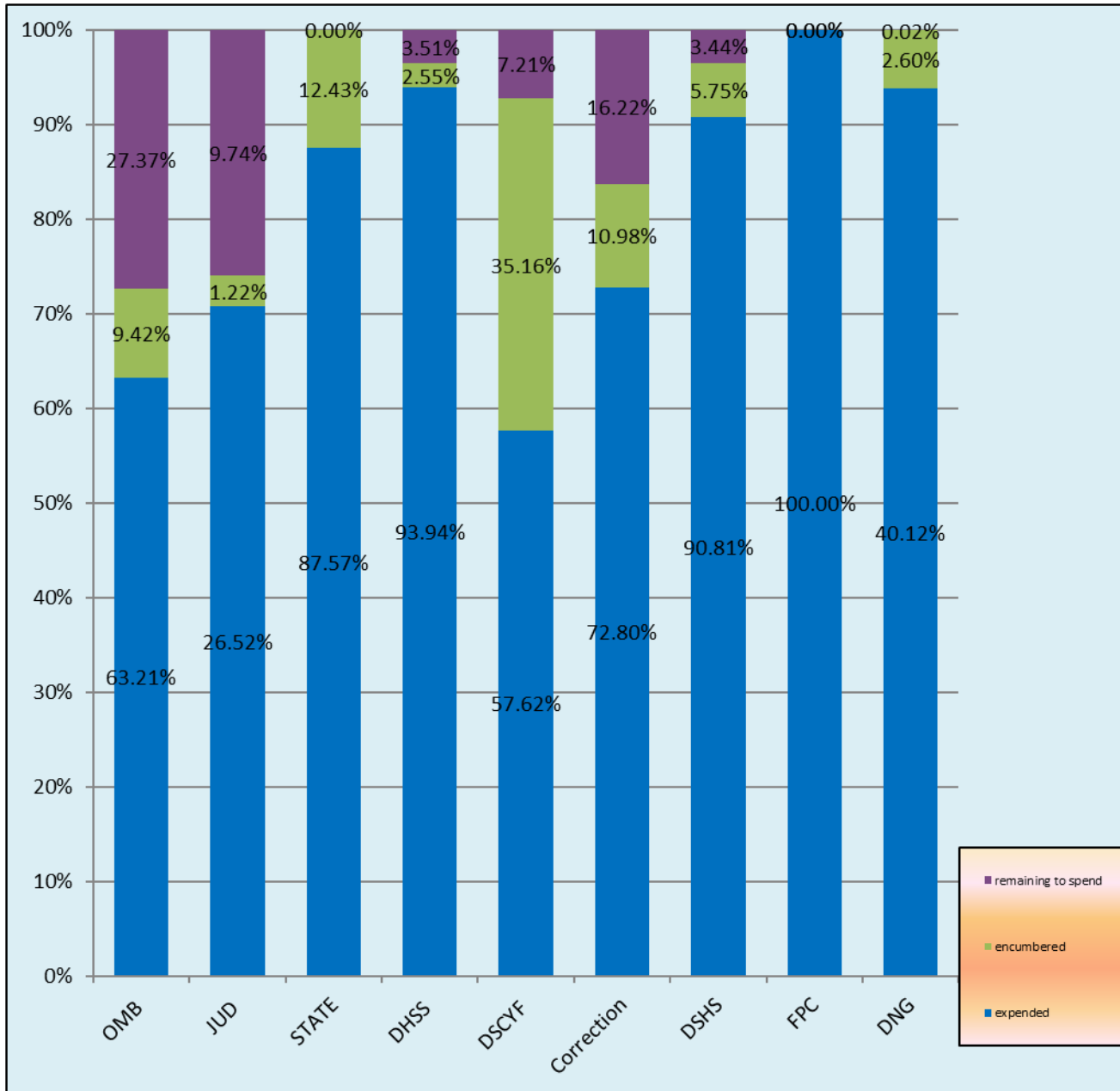


Expenditure Tracking

### FUNDS BY DEPT:

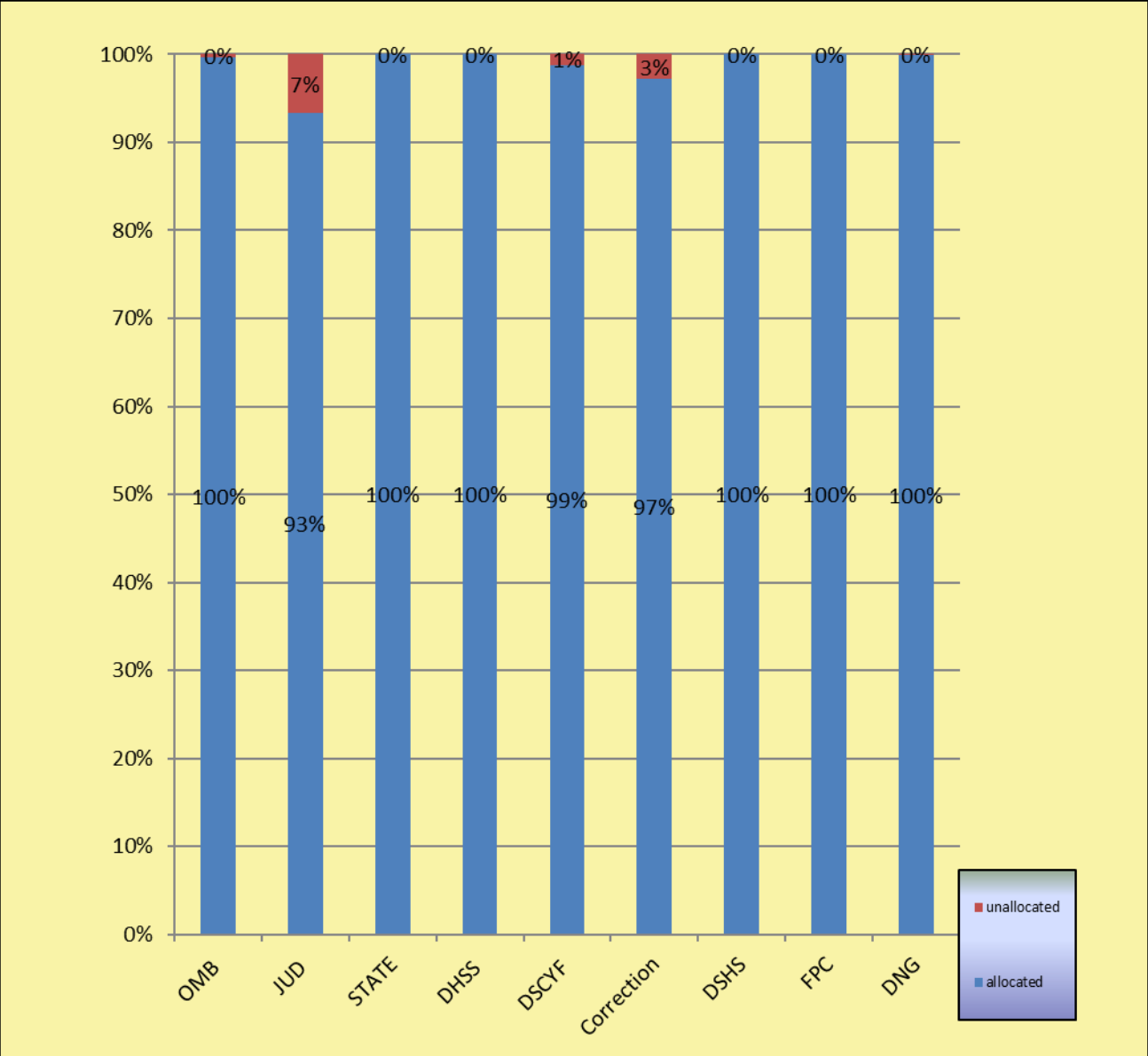
|              |                      |
|--------------|----------------------|
| OMB          | \$ 11,636,980        |
| JUD          | \$ 1,500,000         |
| STATE        | \$ 2,678,982         |
| DHSS         | \$ 11,760,000        |
| DSCYF        | \$ 2,562,500         |
| CORR         | \$ 7,961,440         |
| DSHS         | \$ 800,000           |
| FPC          | \$ 889,500           |
| DNG          | \$ 2,722,000         |
| <b>TOTAL</b> | <b>\$ 42,511,402</b> |

# FY 16 Expended Funds by Department as of 02/22/18



| FUNDS BY DEPT: |                      |
|----------------|----------------------|
| OMB            | \$ 11,636,980        |
| JUD            | \$ 1,500,000         |
| STATE          | \$ 2,678,982         |
| DHSS           | \$ 11,760,000        |
| DSCYF          | \$ 2,562,500         |
| CORR           | \$ 7,961,440         |
| DSHS           | \$ 800,000           |
| FPC            | \$ 889,500           |
| DNG            | \$ 2,722,000         |
| <b>TOTAL</b>   | <b>\$ 42,511,402</b> |

# FY 16 Allocation of Funds by Department as of 02/22/18



| FUNDS BY DEPT: |                      |
|----------------|----------------------|
| OMB            | \$ 11,636,980        |
| JUD            | \$ 1,500,000         |
| STATE          | \$ 2,678,982         |
| DHSS           | \$ 11,760,000        |
| DSCYF          | \$ 2,562,500         |
| CORR           | \$ 7,961,440         |
| DSHS           | \$ 800,000           |
| FPC            | \$ 889,500           |
| DNG            | \$ 2,722,000         |
| <b>•TOTAL</b>  | <b>\$ 42,511,402</b> |