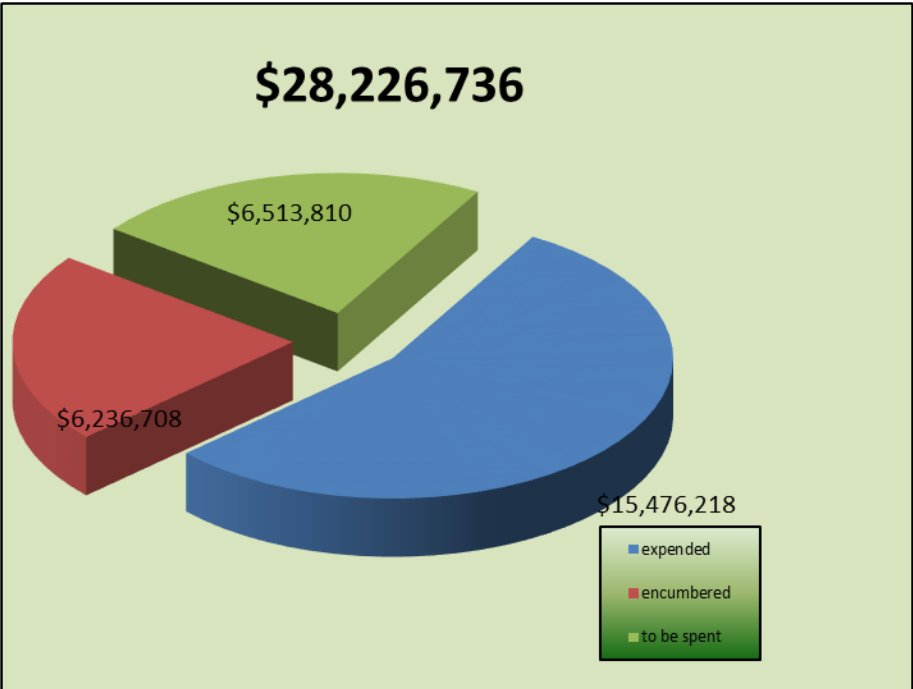
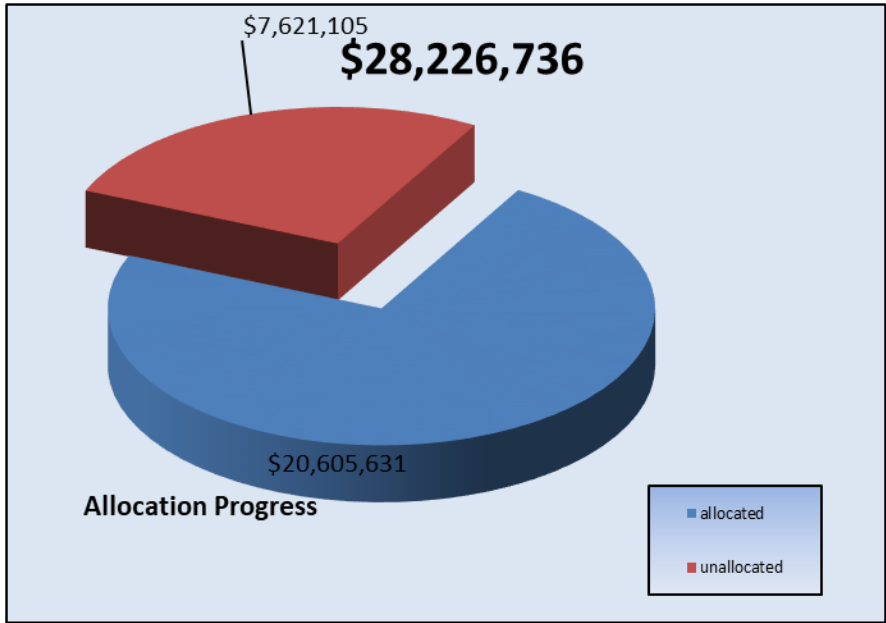


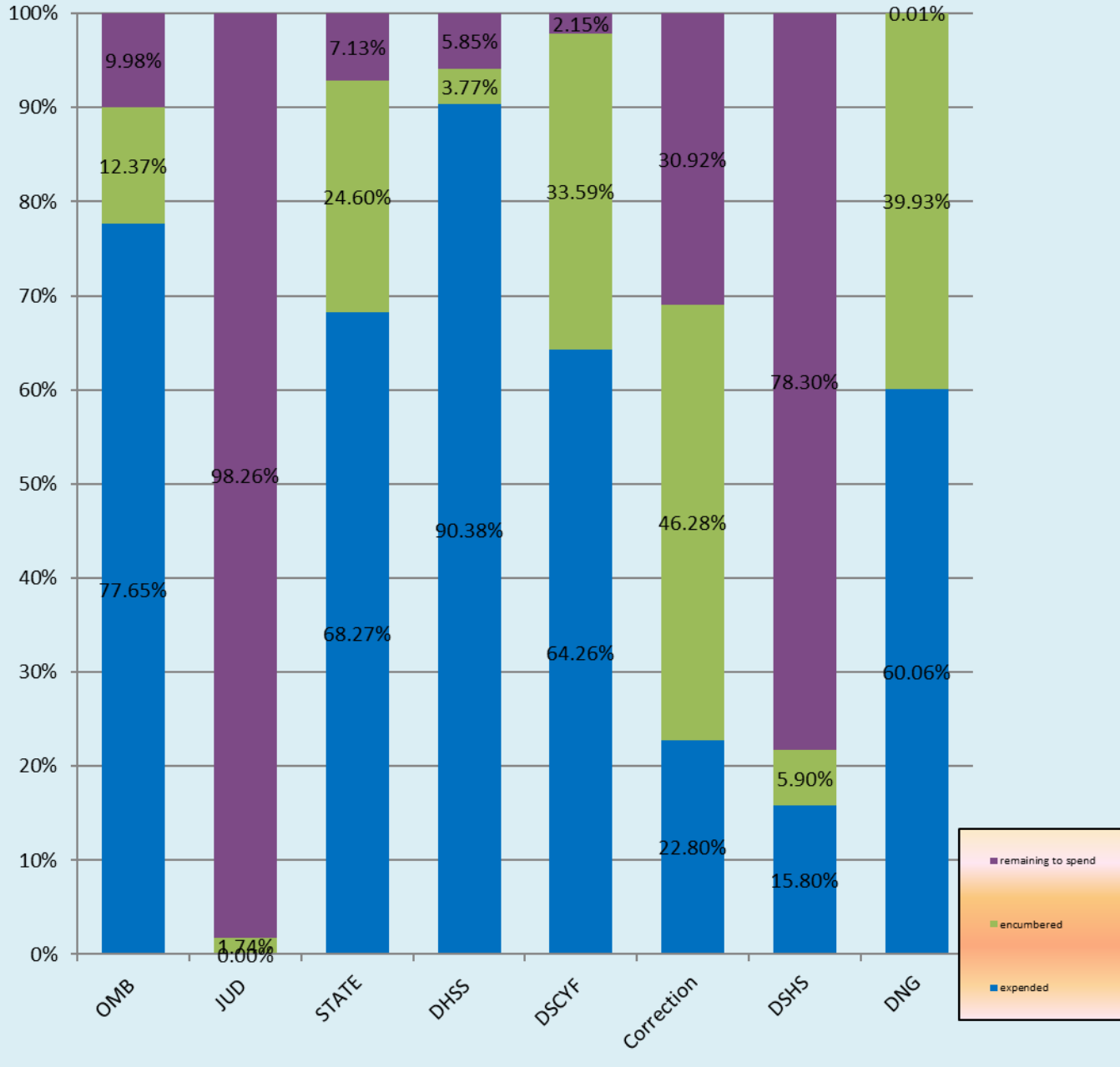
DFM Dashboard FY19 Q3 FY 18 Funds as of 04/01/19



FUNDS BY DEPT:

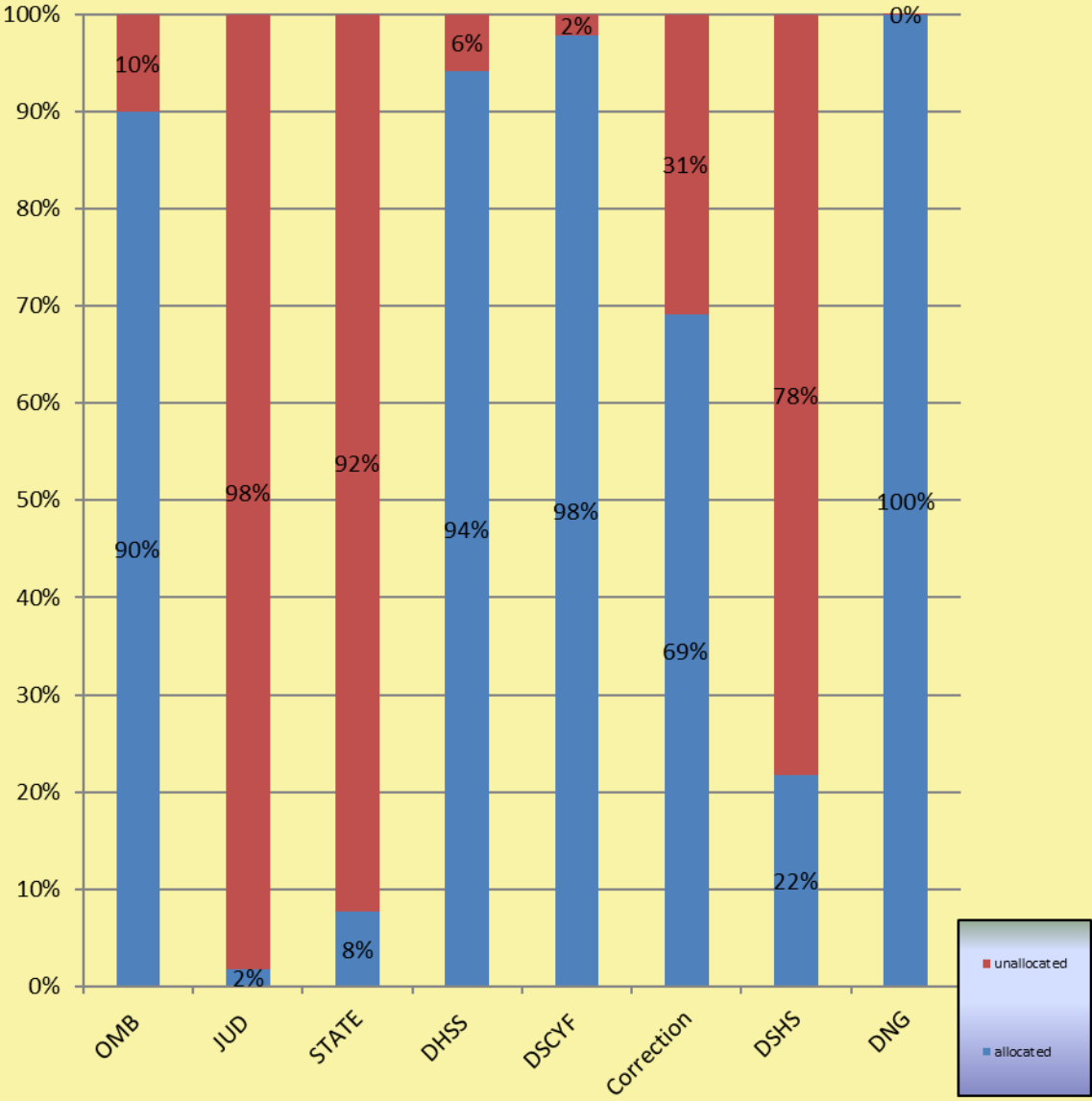
| | |
|--------------|----------------------|
| OMB | \$ 7,372,798 |
| JUD | \$ 2,416,206 |
| STATE | \$ 1,300,000 |
| DHSS | \$ 5,750,000 |
| DSCYF | \$ 900,000 |
| CORR | \$ 7,783,250 |
| DSHS | \$ 700,000 |
| DNG | \$ 2,004,482 |
| TOTAL | \$ 28,226,736 |

FY 18 Expended Funds by Department as of 04/01/19



| FUNDS BY DEPT: | | |
|----------------|-----------|-------------------|
| OMB | \$ | 7,372,798 |
| JUD | \$ | 2,416,206 |
| STATE | \$ | 1,300,000 |
| DHSS | \$ | 5,750,000 |
| DSCYF | \$ | 900,000 |
| CORR | \$ | 7,783,250 |
| DSHS | \$ | 700,000 |
| DNG | \$ | 2,004,482 |
| TOTAL | \$ | 28,226,736 |

FY 18 Allocation of Funds by Department as of 04/01/19



| •FUNDS BY DEPT: | |
|-----------------|---------------|
| •OMB | \$ 7,372,798 |
| •JUD | \$ 2,416,206 |
| •STATE | \$ 1,300,000 |
| •DHSS | \$ 5,750,000 |
| •DSCYF | \$ 900,000 |
| •CORR | \$ 7,783,250 |
| •DSHS | \$ 700,000 |
| •DNG | \$ 2,004,482 |
| •TOTAL | \$ 28,226,736 |