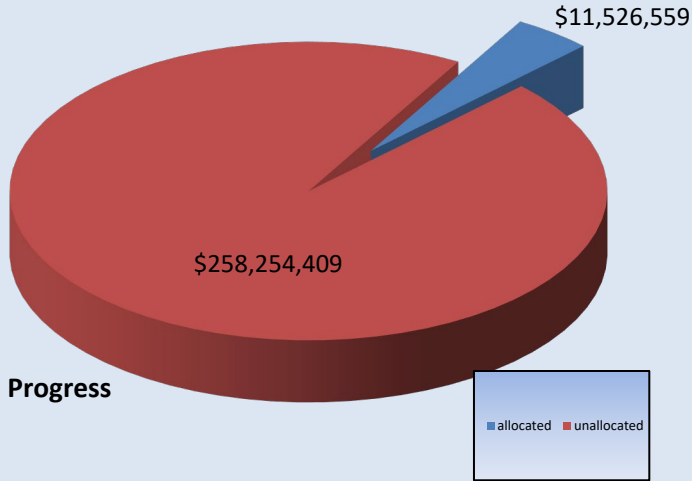


\$269,861,868



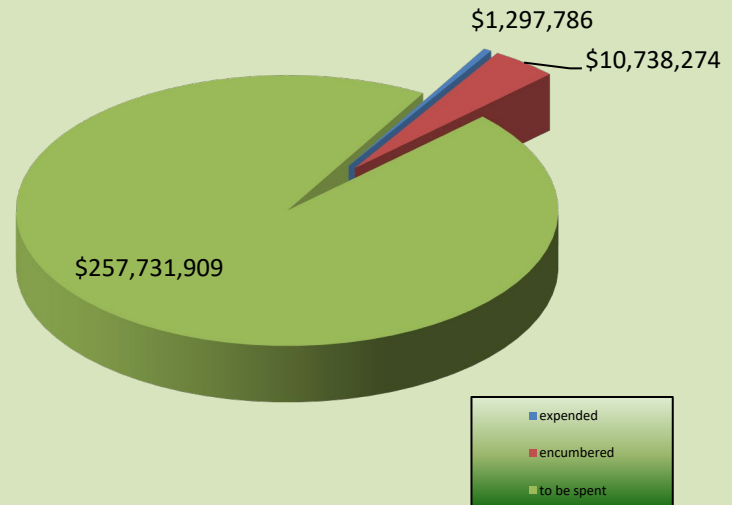
Allocation Progress

DFM Dashboard FY23 Q2 FY 23 Funds as of 12/31/22

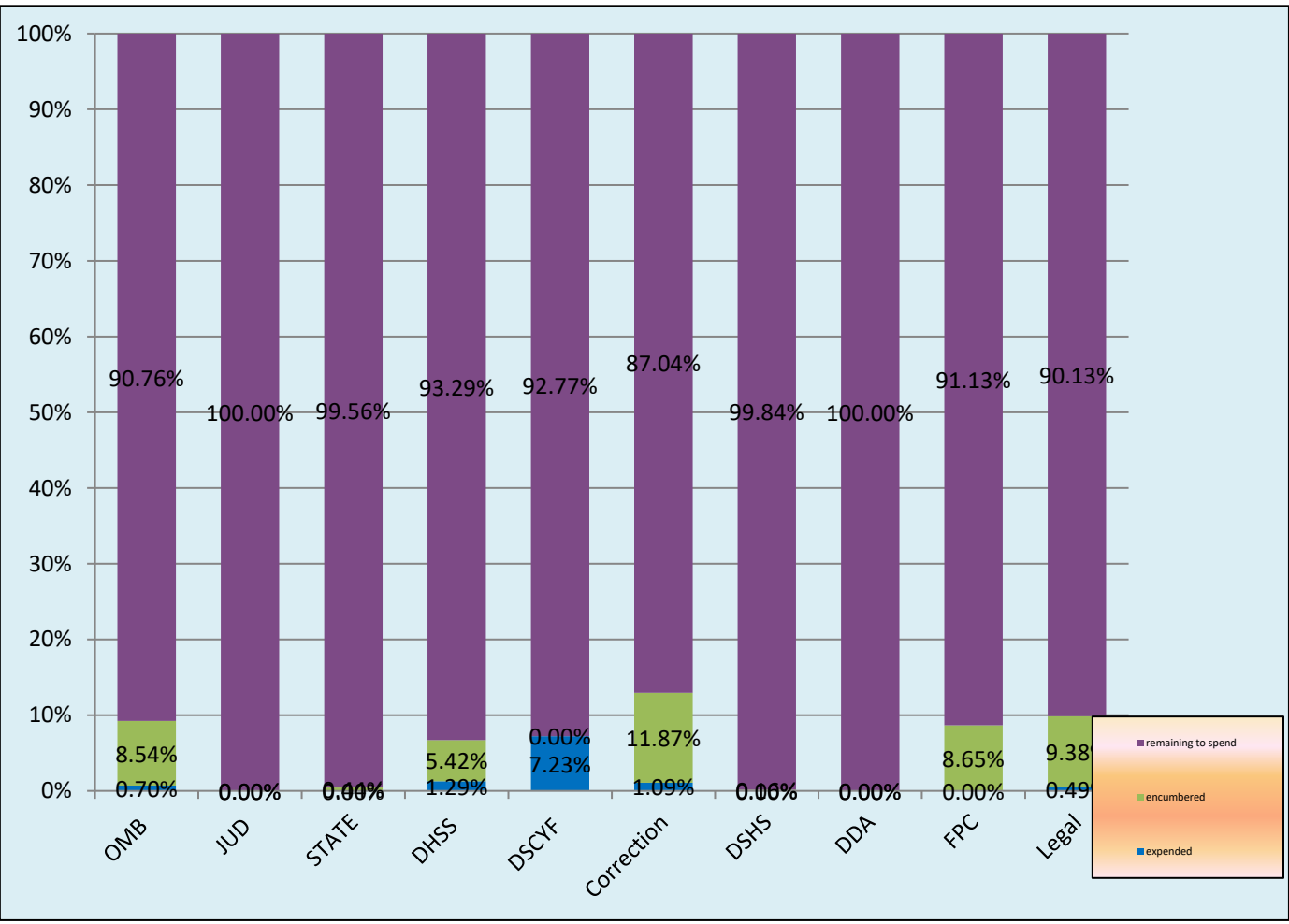
FUNDS BY DEPT:

OMB	\$ 87,163,728
JUD	\$ 96,000,000
STATE	\$ 2,200,000
DHSS	\$ 12,750,000
DSCYF	\$ 4,700,000
CORR	\$ 16,672,940
DSHS	\$ 43,587,000
DNG	\$ 419,100
FPC	\$ 5,888,200
Legal	\$ 400,000
TOTAL	\$ 269,780,968

\$269,861,868



FY 23 Expended Funds by Department as of 12/31/22



FUNDS BY DEPT:

OMB	\$ 87,163,728
JUD	\$ 96,000,000
STATE	\$ 2,200,000
DHSS	\$ 12,750,000
DSCYF	\$ 4,700,000
CORR	\$ 16,672,940
DSHS	\$ 43,587,000
DNG	\$ 419,100
FPC	\$ 5,888,200
Legal	\$ 400,000
TOTAL	\$ 269,780,968

FY 23 Allocation of Funds by Department as of 12/31/22

FUNDS BY DEPT:

OMB	\$ 87,163,728
JUD	\$ 96,000,000
STATE	\$ 2,200,000
DHSS	\$ 12,750,000
DSCYF	\$ 4,700,000
CORR	\$ 16,672,940
DSHS	\$ 43,587,000
DNG	\$ 419,100
FPC	\$ 5,888,200
Legal	\$ 400,000
TOTAL	\$ 269,780,968

